

Examination of Added Competence in Emergency Medicine

Structured Orals Candidate Guide

Hybrid format

Structured Orals will be delivered at six sites across the country, using the virtual platform called Practique. Both examiners and candidates will connect to the platform from their individual hotel rooms. All the equipment will be provided and technical support will be available on site.

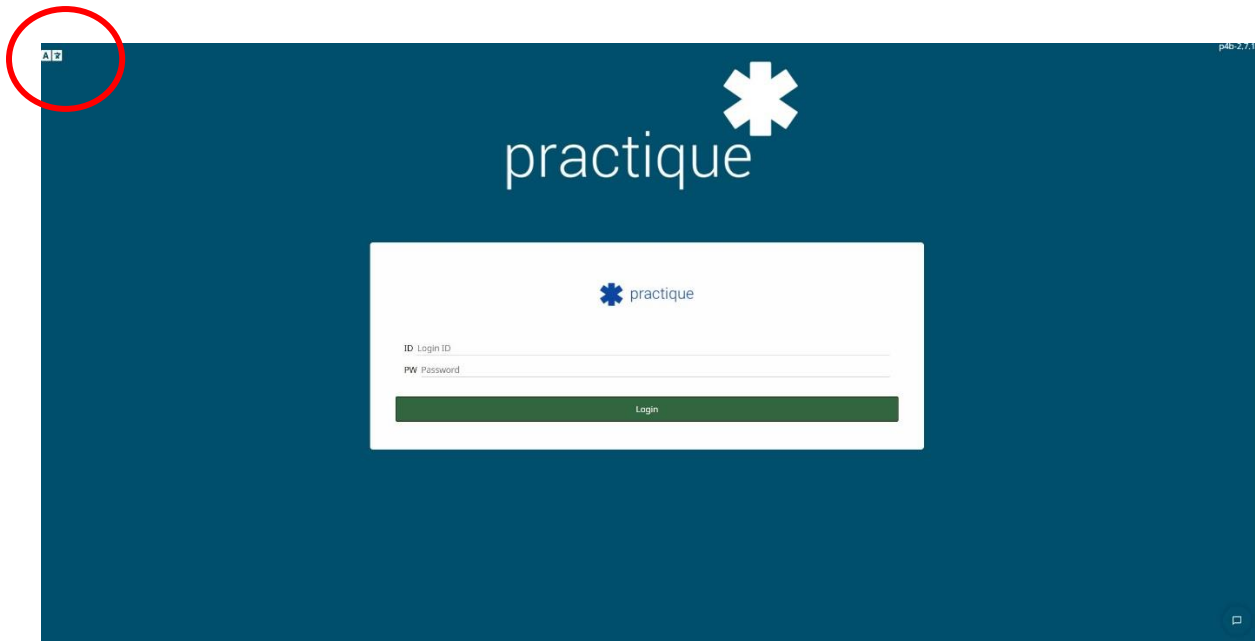
Candidates are required to register at the hotel **60 minutes** prior to the start of the exam.

Log-in process

The following information will be provided on site on the exam day:

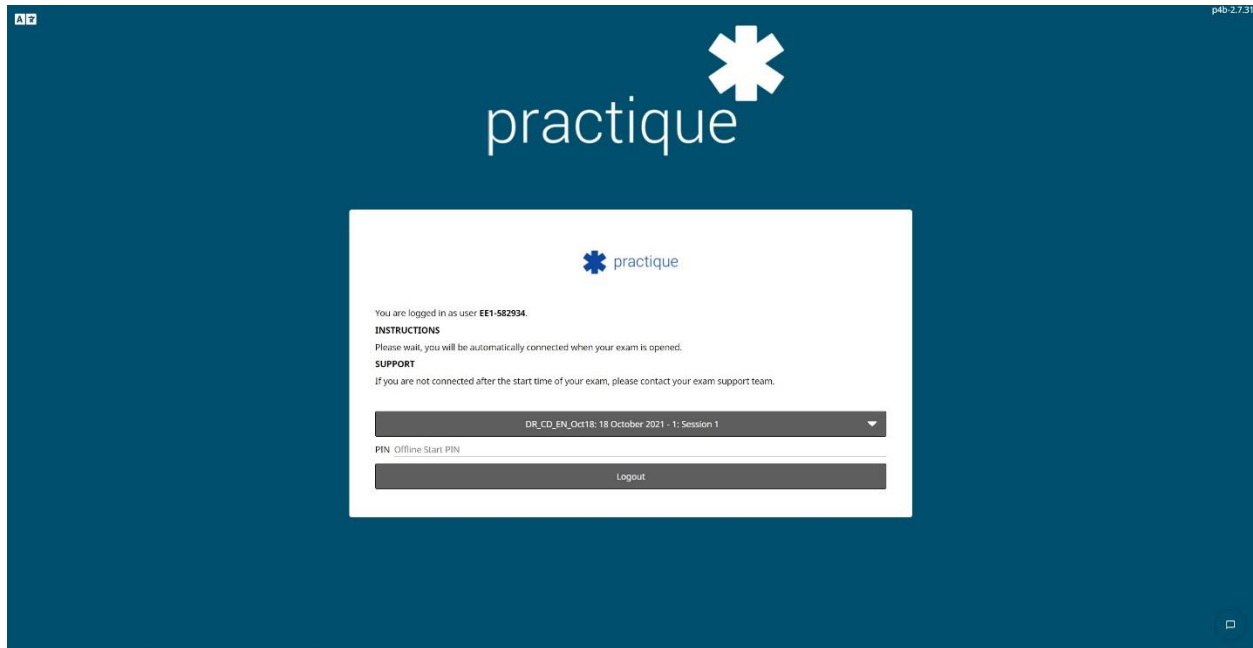
- Link to the virtual platform called Practique
- Unique ID
- Password

The login page looks like this:



If you are taking the exam in French, press the language icon first, then enter your login and password.

Once you enter your credentials, you will be directed to the holding screen. There is no need to click on anything or try to refresh the page. Please wait and the exam will start automatically.



Structured Oral format in the virtual exam

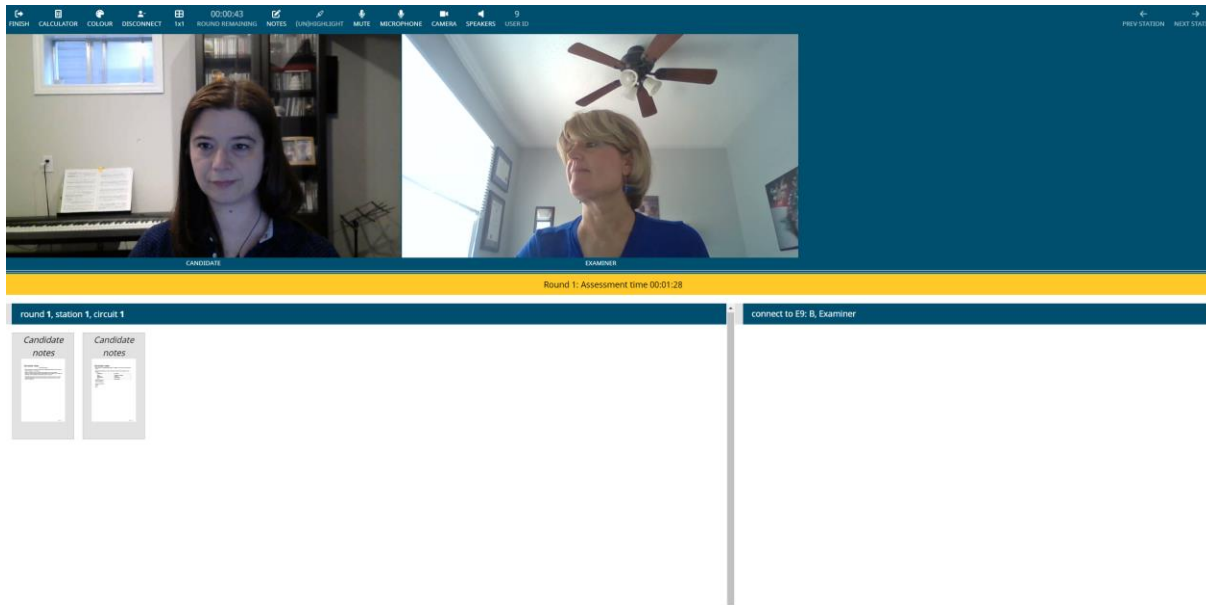
Each Structured Oral station consists of three components: Reading, Assessment, and Marking time.

- Reading time is only **one minute** long. The examiner will ask you to open the provided resource and read the case out loud.
- Assessment time is **12 minutes** long. During this time, the examiner will direct and prompt you as necessary. You will need to request specific information about the patient and the examiner will “release” specific resources (e.g. lab results, ECG) as they are requested. It is important to verbalize what you are thinking and justify requests. The examiner will make notes about your performance and then enter points in the marksheet during Marking time.
- Marking time is **5 minutes** long and there is no interaction between the examiner and the candidate during this time. The examiner will mute their microphone and cover their camera, but your camera and microphone must stay on. You are allowed to take a washroom break during this time, but you must inform the examiner that you will be leaving the camera view.

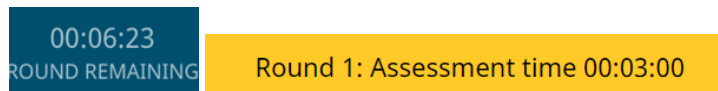
The duration of each station is set for all candidates and you will not be able to advance to the next station manually if you finish the current one early. Please stay in the same screen and you will be transferred to the next station automatically.

Main features of the virtual platform

This is the candidate view of the virtual platform:




Here are the main features:



A countdown clock at the top left of your screen displays the total combined remaining time for all three parts of the station (Reading + Assessment + Marking time). A separate yellow ribbon displays a second, different countdown clock only for the part of the Oral you are in at that moment. This clock resets and counts down the time left for reading and the time left for the interaction with the examiner. The time remaining for marking is only displayed on the main countdown clock at the top left of the screen.

round 2, station 1, circuit 1



Candidate notes


pan [p] ↶ ⌂ ×

Candidate notes


Introduction to Oral #1

You will be dealing with a single patient who arrives in the Emergency Department. You will receive a stem with some basic triage information.

There is a 12-minute total time limit to complete this case. Your history, physical exam and investigations should focus on the items that you feel are most pertinent to the care of this patient. The examiner will also direct you along the case in order to best utilize your time.



Examiners will release some resources you will be asked to read. Click on these documents to enlarge them. For a full-page view, click one more time.



Drag the line below the image up or down to resize it.



At the top of the screen, you will find an option for visually impaired users to adjust the colour settings.

When you finish your last oral, this pop-up message will appear. Click “Submit exam” and close the browser.

Ready to finish?

You should click *Submit exam* below before closing the tab or window.

Continue exam

Submit exam

For any questions, please contact us at ccfpexam@cfpc.ca